


In 4 steps to the uninterrupted night's sleep.

1



Wash the buttocks and surrounding area with lukewarm water and gently pat dry.

2



Apply a thin coat of Aldanex on Baby's skin. If the skin is already irritated, you may use slightly more Aldanex.

3



Give Baby a clean nappy.

4

Kiss Baby Good Night.



How does Aldanex help prevent nappy rash?

Nappy rash is a kind of moisture lesion. The fragile baby skin is sensitive to the impact of the aggressive components in urine and faeces. A thin layer of Aldanex at each nappy change creates a barrier against those aggressive substances.

What makes Aldanex so much better than many existing nappy rash products?

Unlike most traditional creams and ointments against nappy rash, Aldanex contains no zinc or lipids. This offers a number of clear advantages:

Product features	NEW	Zinc based products	Oil and lipids based products
	Aldanex [®]		
Transparent (for easy visual inspection)	✓	x	some
Easy to remove (to prevent skin damage)	✓	difficult	passable
Spreadability (for painless application)	✓	passable	✓
Maintains diaper absorption capability	✓	less	severely reduced
Does not soak into skin	✓	partially	largely
Prolonged barrier action on intact skin	✓	✓	passable
Prolonged barrier action on damaged skin	✓	x	x
Optimum adhesion (even on moist skin)	✓	x	x
Promotes good skin condition	✓	dehydrates skin	✓
Perfume-free perfumed (better for fragile baby skin)	✓	x	most brands

What is the best way to apply Aldanex?

If you use Aldanex to prevent nappy rash, only a small quantity is sufficient. Squeeze a pea-size dollop from the tube onto a fingertip and deposit this in the centre of the skin area you want to protect. Then distribute the Aldanex gently and evenly across the skin, using a circular, gently rubbing motion from the centre outwards. Avoid 'zig-zagging'. If your baby already suffers from nappy rash, you may use a slightly thicker layer of Aldanex, applying this in the same manner as for preventive use. Avoid using too much ointment, however, as excess product may stick to your finger. This is due to Aldanex's superior adhesion, which is, however, necessary to achieve an even protective layer on the affected skin area. More importantly, because of its strong adhesive qualities, the Aldanex layer remains intact longer, offering much more prolonged protection. No matter how much your baby moves during his or her sleep!

Aldanex[®]
Skin Protectant



INNOVATION IN (BIO)ACTIVE WOUND MANAGEMENT

BiologiQ B.V., Watermanstraat 66, 7324 AK Apeldoorn
T (055) 368 44 50 | www.aldanex.eu | E aldanex@biologiQ.nl

Nappy rash?



Sore red buttocks? Crying Baby?

Aldanex[®]

The new way to treat and prevent nappy rash.

As used in hospital paediatric wards. Now online available to you and your baby.

www.aldanex.nl

- Prevents nappy rash
- Promotes healing
- Protects both healthy and damaged skin



BQA 012015/1

The new and quickest way to treat and prevent nappy rash.

Does your baby suddenly cry more than usual? And do you see sore red buttocks?

Then maybe nappy rash is the problem. That can be very painful. It keeps your baby awake – so, you'll probably lose sleep, too. What can you do to cure it? And how do you prevent it from happening?

Use Aldanex, the new generation of nappy rash products. Aldanex has been specifically developed for the treatment and prevention of nappy rash. Aldanex is a smooth, transparent and easy to apply dimethicone based barrier cream. It is perfume- and fragrance-free, does not contain zinc and has superior adhesion in



"The rash had gone in two days time!"



"Emma no longer wakes up at night!"

comparison to other nappy rash products on the market. Having proved its effectiveness in the children's sections of large hospitals, Aldanex is now available to you and your baby. You can order it directly online.

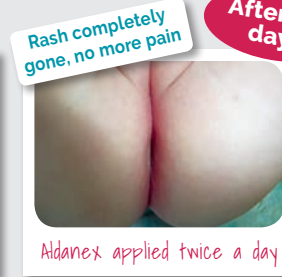
www.aldanex.nl

Nappy rash:



Start of treatment

After two days of treatment with Aldanex:



Rash completely gone, no more pain

After two days!



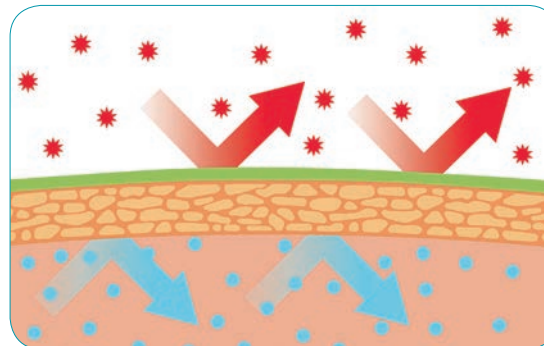
How does Aldanex deal with nappy rash?

1. Aldanex promotes quick healing

Is your baby's skin already damaged by nappy rash? Then an even coating of Aldanex helps create the ideal conditions for quick healing. The layer of Aldanex also offers optimum protection against the impact of new discharges of urine and faeces. This way the vicious circle is broken, giving baby's skin the chance to heal the natural way.

2. Aldanex prevents the development of nappy rash

On intact baby skin, a thin layer of Aldanex offers prolonged protection against the aggressive impact of urine and faeces. This makes it much harder for nappy rash to develop.



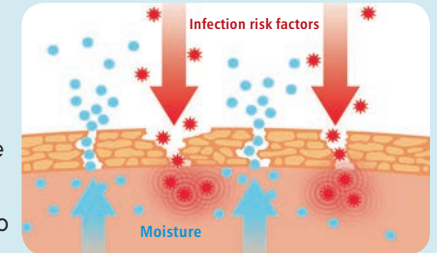
Nappy rash: what causes it?

Nappy rash is a type of moisture lesion. It is caused by the impact on the fragile baby skin of aggressive components in urine and faeces. The symptoms are easy to recognize:

reddish skin and abrasions in areas where the nappy edges bite into the skin. Other

symptoms include small spots, follicles or blisters.

In a subsequent stage the skin may become inflamed, looking swollen and bright red. Babies are most at risk in periods of diet change, e.g. when you switch over from bottle-feeding to solid foods. A sudden change in diet may alter the composition and/or acidity of urine and faeces. If in addition to nappy rash you spot small, pinkish red lumps on the buttocks or around the mouth, then your baby may be suffering from a fungal infection (mycosis). In that case please consult your GP or other doctor at once. He or she will usually prescribe a fungicidal cream. As Aldanex can be used perfectly well in combination with fungicides (antimycotics), there is no objection against continuing the use of Aldanex. Simply apply the fungicide first and then the Aldanex.



Try it out & see for yourself!

www.aldanex.nl



Aldanex®
Skin Protectant

